

# 2011 Annual Community Report

## Community Health Assessment

### SPECIAL POINTS OF INTEREST:

- **193** people submitted surveys.
- **119** people participated in focus groups.
- **17-75** age range of participants.
- **Overall Top Community Concerns:**

#### 1. Bed Bugs

#### 2. Drugs & Alcohol Abuse

#### 3. Safe Neighborhoods

In 2011, a Community Health Assessment was conducted by the Norwood City Health Department in order to evaluate and plan programs and services for the residents and community of Norwood. A Community Health Assessment is an effective way of communicating with the members of a community and identifying what they find to be the most important health issues in the community. This assessment was conducted in three phases:

**Phase 1: Community Health Assessment Progress Report.** A progress report was developed on improvements made based on the last Community Health Assessment conducted in 2005. Information was gathered through meetings with health department staff, and community leader groups. An Advisory Council was developed from members in the community leaders group.

**Phase 2: Norwood Community Health Assessment Survey.** A

survey was developed to identify current community concerns.



This survey was developed by community leaders, staff and community partners.

**Phase 3: Health Assessment Focus Groups.** Nine focus groups were conducted to identify community concerns. Topics and questions were taken from the survey identified by the Advisory Council.

Based on the information gathered from the community, Norwood has taken great strides addressing concerns from the last Community Health Assessment. Some examples include: In 2006, there was a statewide smoking ban in which businesses became smoke free and this helped reduce the smoking rate. There has been more

communication with the public such as the Norwood Star, social media and continued public health outreach. There are multilingual brochures and other health resources to reduce language and cultural barriers.

In conclusion, the prevailing concerns amongst the community stems from the economy. The recurring themes were good jobs, better rental property, and better healthcare, all of which depend on a healthy economy. Overall, the top concerns amongst the community are bed bugs, drugs and alcohol abuse and safe neighborhoods. The Norwood City Health Department will continue to engage in community dialogue with participating partners and develop strategies to address the top three concerns.

## ...and a New Health Commissioner

On September 12, 2011, Brad King, MPH, RS, became the Health Commissioner replacing Pamela Walker-Bauer, MPH, RS, who was Health Commissioner from 2009-2011 and left to become Health Commissioner at Clinton County Health Department. Mr. King began his

Public Health career as a registered sanitarian specializing in private water and sewage in 2000. In 2010, he became an Environmental Health Program Coordinator for the Warren County Combined Health District. Mr. King's continued leadership in Public Health led him to be promoted to Envi-

ronmental Health Director for the Warren County Combined Health District at the beginning of 2011.

Mr. King holds a Bachelor's degree in Biology from the University of Cincinnati and a Master of Public Health from Wright State University.

# Board of Health

## Members

## Term Expires

Hon. Thomas Williams, President

Mayor, Term of Office

Gary Arthur, President Pro-Tempore

December 31, 2012

Kathy Hammond

December 31, 2013

Jesse Layne

December 31, 2014


Deborah Newton, RN

December 31, 2015

District Licensing Representative

Vacant

The Norwood Board of Health normally meets on the second Monday of the month at 5:15 pm. These meetings are open to the public and are conducted in the conference room of the Norwood Health Department located at 2059 Sherman Avenue.



Prevent ~ Protect ~ Promote

## Health Department Staff

**Brad King, MPH, RS**, Health Commissioner

Joseph Chalfant, RS, Environmental Health Director

Chandra Corbin, RN, Director of Nursing

Jean Tepe Tolbert, Local Registrar/Secretary

Betsy Erbeck, RN, Public Health Nurse

Dale Marshall, Health/Nuisance Inspector

Frank Perrino, MD, Medical Advisor

Jeffrey Sherwood, DDS, Dentist

Shelley Winstel, Dental Hygienist



# Our Mission

Our mission is closely aligned with the National Association of County and City Health Officers (NACCHO): The mission of the Norwood Health Department is to **prevent** the spread of disease, **promote** healthy

lifestyles and behaviors and **protect** the environment, residents and visitors from the harmful effects of pollutants, disease and potential acts of terrorism. We are just one component of our community's health services encouraging cooper-

ation among private, voluntary, public agencies and individual residents to meet the health needs of the community. We are subject to federal, state and local regulations and those constraints determined by available financial resources.

**Our mission is to prevent, protect, and promote...**

## 2011 Flu Vaccinations in Norwood

The Norwood Health Department conducted flu vaccination clinics at over 20 locations throughout the city and gave 1062 flu vaccinations to those people who live or work in the city. The flu is a contagious respiratory illness caused by influenza viruses that infect the nose, throat, and lungs. It can

cause mild to severe illness, and at times can lead to death. The best way to prevent the flu is by getting a flu **vaccine** each year. Other ways to avoid getting the flu include the following: Avoid close contact with people that are sick, stay home when you are sick, cover your mouth and nose, and wash your

hands often. For more information about flu and what you can do visit [www.flu.gov](http://www.flu.gov).



# Public Health Nursing Activities



The Communicable Disease Control provides for the analysis, reporting, control, follow up, education and prevention of communicable disease within the City of Norwood and protects the residents from exposure and/or contracting a communicable disease. The Communica-

ble Disease Program consists of Disease Reporting, Immunization Clinics, and Influenza Clinics.

The Maternal Health Program actively provides health care services during prenatal and post-partum periods. We continue our relationship with the G.R.A.D.S. Program in Norwood City Schools to improve maternal and child outcomes among the student population. We also contract with the "Healthy Moms and Babies" van in front of the health dept. facility every other Monday to provide consultation, pregnancy testing, support groups and education for our

residents.

Health Promotion Services provide the Norwood resident the opportunity to become more aware of his/her individual health state and make changes in lifestyle/environment that is conducive to better health through education.

The Chronic Disease Control Program provides the Norwood resident a service to reduce the incidence of preventable disease and directs its efforts toward the individual resident to adopt a more healthful lifestyle.

**There were 214 Cases of Reportable Diseases in 2011**

## Communicable Disease Program

Aseptic Meningitis .....	1	H Flu .....	1	Mycobacteria, not TB.....	1
Campylobacter .....	1	Hepatitis A.....	1	Mycobacteria, TB .....	0
Chlamydia .....	88	Hepatitis B Chronic.....	9	Pertussis.....	2
Cryptosporidium .....	10	Hepatitis B Peri .....	1	Salmonella.....	3
E Coli 0157H7 .....	1	Hepatitis C Chronic.....	32	Shigella.....	5
Giardia.....	4	Influenza Hosp .....	3	Syphilis .....	14
Gonorrhea .....	33	ISP Suscept.....	3	Strep Pneu Drug Resistant .....	1

## Clinics

*There were 673 total vaccines administered (excluding TB testing)*

DTap .....	48
TdAP vaccine .....	117
MMR .....	38
Prevnar vaccine.....	49
IPV (Polio).....	36
Hib vaccine.....	45

Rotavirus .....	17
Td (Tetanus).....	3
Hepatitis A.....	124
HPV .....	33
Hepatitis B vaccine .....	71
Meningococcal .....	28
Varicella .....	64

*There were 12 blood pressure clinic sessions held at the Health Department, as well as 12 blood pressure clinic sessions held at the Senior Center in 2011.*



# Tuberculosis (TB)

Tuberculosis (TB) is caused by a bacterium called *Mycobacterium tuberculosis*. The bacteria usually attack the lungs, but TB bacteria can attack any part of the body such as the kidney, spine, and brain. If not treated properly, TB disease can be fatal.

The general symptoms of TB disease include feelings of sickness or weakness, weight loss, fever, and night sweats. The symptoms of TB disease of the lungs also include coughing, chest pain, and the coughing up of blood. Symptoms of TB disease in other parts of the body depend on the area affected.

To avoid getting TB do not spend long periods of time in stuffy, enclosed rooms with anyone who has active TB until that person has been treated for at least 2 weeks. Use protective measures, such as face masks, if you work in a facility that cares for people who have untreated TB. If you live with someone who has active TB, help and encourage the person to follow treatment instructions.

In 2011, there were 142 TB test given with 3 people referred to TB control. There are currently no active TB cases in Norwood.



## Health Promotion Services

Total patients seen in homes.....	41
Total patients seen in office .....	76
Cholesterol Screenings at Norwood Schools .....	27
Cholesterol Screenings at Health Dept. ....	2

*“... provide the Norwood resident the opportunity to become more aware ... and make changes ... that are conducive to better health through education.”*

## Chronic Disease Control

Chronic Disease Home and/or Department Nursing Visits totaled 648 for 2011.

Infections/Parasitic Disease	71	Musculoskeletal System .....	53	Skin Disease .....	7
Diabetes .....	52	Nervous System .....	3	Head Lice .....	9
Anemia/Lead Poisoning ....	31	Heart .....	41	Arthritis .....	45
Alcoholism.....	4	Hypertension.....	62	Congenital Anomalies.....	3
Mental Disorders .....	55	Cerebral Vascular (Stroke)	74	Ill-Defined Conditions.....	11
Ear & Hearing.....	1	Respiratory .....	11	Injuries, Poisonings, .....	9
Eye & Vision.....	5	Digestive System.....	6	Health Education.....	45
STD .....	48	Genitourinary.....	2		

# School-Linked Dental Health Services

Thanks to funding from the Community Development Block Grant program, Norwood Health Department is able to offer dental services to all Norwood students in their school buildings. A licensed dental hygienist, under the direction of a licensed dentist, performs cleanings, fluoride treatments and sealant, when appropriate, to students enrolled in the School-Linked Health Program. There is no charge for this service. Most students qualify under the terms

of the C.D.B.G. grant. For those who do not meet income guidelines, Norwood Health Department offsets the cost of the services from a Fraternal Order of Eagles donation.



Students seen.....	548*
Students who qualify for the program.....	504
Students supported by Norwood H.D.....	44
Cleanings.....	548
Fluoride treatments.....	347
Teeth sealed.....	668
Cavities identified.....	334
Students screened by dentist.....	552

\*2010-2011 School Year- October 2010–May 2011.

## Environmental Health Services

### Nuisance and Vector Control Program

The Nuisance and Vector Control Program provides environmental health and safety services so that the Norwood community will be at minimal risk from vector-related diseases and the residents free of public health nuisances.

The number of complaints received in 2011 numbered 1,572 with most of the complaints successfully resolved.



### Environmental Health Services

General Referral.....	4
Jail Inspections.....	0
Infectious Waste.....	24
Solid Waste.....	4
School Inspections.....	24
Food Service Operation.....	310
Retail Food Establishment.....	137

### Property Maintenance and Nuisance Program

General Nuisance.....	8
High grass, weeds.....	443
Junk, debris, litter.....	151
Garbage set out.....	90
Garbage removal from curb.....	99
Garbage cans w/o lids.....	10
Garbage cans in public view.....	18
Animal waste removal.....	33
Reduce occupancy.....	1
BOCA Code housing violation.....	9
Utilities.....	168
Rodents, rats.....	14
Inoperable, unlicensed vehicle.....	35
KOPS.....	71
Enclosure for Dumpster.....	4

Clean around dumpster.....	21
Vicious animals.....	2
Animals, prohibited.....	19
Refrigerator.....	2
Inside furniture outside.....	37
Trees.....	40
Eviction.....	4
Living Conditions.....	35
Heat.....	10
Animal Concerns.....	19
Bugs.....	50
Smoking.....	1
Parked vehicle.....	13
Firewood on ground.....	16
Tires.....	13
Brush/Limbs.....	36
Overgrown.....	8


Temporary FSO.....	3
Mobile Food Operations.....	5
Food Complaints.....	29
CCP Inspections.....	86
Vending Inspections.....	17
Fire.....	2
Disease Control.....	1
Swimming Pool.....	91
Tattoo Parlor.....	0
Sewage.....	6
Mold.....	12
Water issues/testing.....	4
Tobacco.....	3
Boarding Homes.....	6



“... Norwood community will be at minimal risk from vector-related diseases and the residents free of public health nuisances.”

# Rabies Control Program

The Rabies Control Program strictly enforces the State of Ohio regulations on Rabies Control to identify and control rabies within the City of Norwood.



Animal Bites.....	41
Dogs.....	34
Cats.....	2
Other.....	5
Anti-Rabies Treatment.....	2

# Vital Statistics

Vital statistics maintains complete and accurate records of births, deaths, and stillbirths that




occur within the Norwood City Health District and enforces rules and regulations established by the Ohio Dept. of Health, Division of Vital Statistics, Columbus, Ohio.

The registrar also processes amendments for birth and death certificates as well as correction affidavits, legitimations, and declarations of paternity. Vital statistics records go back to the 1800's at the health department. **Now certified copies of birth records for anyone born in the state of Ohio are available at the Norwood Health Department.**



For information on how to obtain a certified copy of a birth or death certificate, call 513-458-4600.



2011 Information:

Birth Certificates Issued.....	654
Burial Permits Issued.....	234
Death Certificates Issued.....	227

# School Health Programs



The School Health Program provides services to promote the health of students so that each may obtain/maintain an optimal state of physical and mental well being by health instruction, health promotion, and a safe and healthful environment. Norwood Health Department provides state-mandated testing to St. Nicholas Academy as well as providing contracted school nursing services two days per week.

## Screenings/Tests

Vision Screenings .....	168
Hearing Screenings.....	148
Scoliosis.....	119
Referrals.....	12
Health Records Maintained.....	301

*“... promote the health of students so that each may obtain/maintain an optimal state of physical and mental well being...”*

## Water Program



The water program monitors drinking water available to the City of Norwood to assess the quality of drinking water. Ohio Environmental Protection Agency rules required tests include daily testing of free and total chlorine, monthly test of 2 different sites for bacteria, quarterly testing for by-products of chlorination and every

three years the testing of 3 sites for lead and copper. No "Water Advisory" or "Boil Alerts" had to be issued in 2011.

Water samples sent for bacterial analysis .....	245
Tests for free & total chlorine .....	441
Average HAA5 .....	9.14
Average THM .....	43.44
Lead Level .....	<5 ug/L
Copper level .....	18.5 ug/L

## Child Safety Seats

The Norwood Health Department (NHD) is the Hamilton County site for the "Ohio Buckles Buckeyes" car seat program. The Ohio Department of Health provides 60 car seats per year per county to be distributed to low income county residents for children between 5 and 40 pounds. To be eligible for the free convertible child safety seats, residents must meet financial guidelines. Parents come to the health department to view a video about child safety seats, receive hands-on instruction from a certified child safety seat technician, and then learn how to install the car seat into their vehicle. The OBB Program has also made available booster seats, following the same guidelines. The program is funded in part by a portion of the fines that are paid to the state for non-compliance with seat belt and child safety seat laws. In 2011, the NHD provided 60 free car seats and conducted 236 total inspections.



## School Environment Inspections



Back in 2009, House Bill 1 repealed Ohio Revised Code (ORC) Sections 3701.93 through 3701.936, amended ORC 4736.01 removing enforcement of Jarod's Law from the definition of Environmental Health practice. However to ensure the safety of children attending Norwood City Schools, Norwood Health Department continues to conduct sanitary school inspections semi-annually or twice per year. The Norwood Health Department conducted 24 school inspections and consultations in 2011.